

10 CHORDS YOU NEED TO KNOW

OK, so you know your basic open chords...

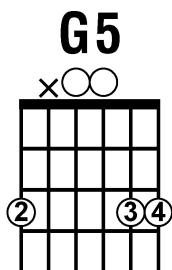
You can jam on a C, Am, G and maybe even get an F chord fairly consistently. But, what's next?

Here are 10 great chords that you're ready to add to your chord knowledge to break out of basic chords.

Some you may already know. Some may be new.

Get them under your fingers. Practice them, learn where to use them and your listeners will thank you! Let's get started!

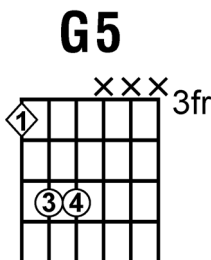
Chord 1: The Open G5



How to Use:

- Substitute for a "G" major chord.
- Works great on up-tempo progressions where a strong, powerful, open G chord is needed.

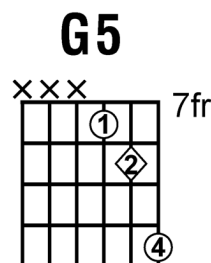
Chord 2: G5 Low Power Chord (6th String Root/Movable)



How to Use:

- Substitute for a "G" major or minor chord.
- Works great on Rock or Pop songs. Sounds aggressive.
- The diamond indicates the movable root on the 6th string – so this chord can be substituted for any major or minor chord when you move to the appropriate root.
- Try palm muting repeated 8th notes. Add distortion for extra drive.

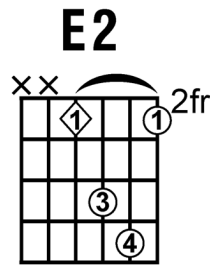
Chord 3: G5 High Power Chord (2nd String Root/Movable)



How to Use:

- Substitute for a "G" major or minor chord.
- Works great on Rock or Pop songs. Sounds aggressive.
- The diamond indicates the movable root on the 2nd string – so this chord can be substituted for any major or minor chord when you move to the appropriate root.

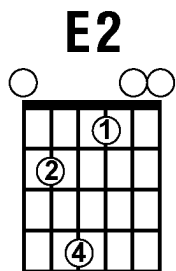
Chord 4: E2 (4th String Root/Movable)



How to Use:

- Substitute for any “E” major or minor chord.
- Works great on Pop or Country songs.
- Sounds sweet and melodic.
- Can be substituted for any major or minor chord when you move to the appropriate root.

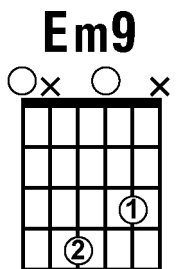
Chord 5: E2 Open Chord



How to Use:

- Substitute for any “E” major chord.
- Works great on Pop, Country or Fingerstyle songs.
- Sounds full, sweet and melodic.
- A great substitution for an open E to sound fuller and richer.

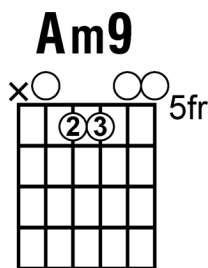
Chord 6: Em9 Open Chord



How to Use:

- Substitute for any “Em” minor chord.
- Works great on Pop, Country or Fingerstyle songs.
- Sounds harmonically rich and interesting.
- A fantastic substitution for an open Em to sound fuller and richer.
- For added texture, slide into the shape with the second finger starting on the E, then sliding to the F#.

Chord 7: Am9 Open Chord

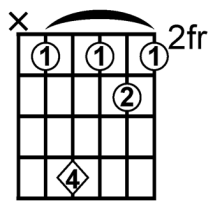


How to Use:

- Substitute for any “Am” minor chord.
- Works great on Pop, Country or Fingerstyle songs.
- Sounds harmonically rich and interesting.
- A fantastic substitution for an open Am to sound fuller and richer.

Chord 8: Gmaj9/B (4th String Root/Movable)

Gmaj9/B

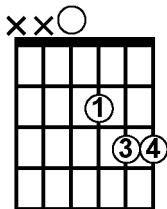


How to Use:

- Substitute for any “G” major7 chord.
- Works great on Fingerstyle or Jazz songs.
- Sounds sweet and very melodic.
- Can be substituted for any major 7th chord when you move to the appropriate root.
- Can also be used as a substitute for the relative minor. (For example, add an open 6th string E to create an Em9.)

Chord 9: Dsus Open Chord

Dsus

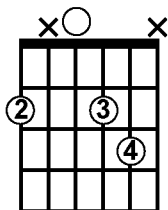


How to Use:

- Works great paired with open D major chord.
- Works great on Fingerstyle, Pop, or Country songs.
- Pull 4th finger pinky off and on then pulloff to open string to create elaborate fingerstyle flourishes.

Chord 10: D/F# Open Chord

D/F#



How to Use:

- A great substitution for an open D chord.
- Works great moving to a G chord.
- The 3rd in the bass gives the chord a sense of movement and direction.